



TELTA

CARAVAN & MOTORHOME AWNINGS 2023

INTRODUCING TELTA

Telta is a joint venture owned by Max Lawless and Anders Outzen. Our families have extensive and esteemed histories in the outdoor industry, with both of us being the third generation to enter the business. We have over 50 years of continuous expertise from our families, including the design, production and sales of the world's first and most popular inflatable caravan awnings.

If you are a caravanner or motorhomer in the UK or Scandinavia, there is a high likelihood that you have used a product developed by our families, including well-known brands such as Kampa, Sunncamp, CampForever and FMT.

We have joined together to create Telta, offering the next-generation and finest range of inflatable awnings, which we are very excited to share with you.

Awning models are available for caravans and motorhomes, with many new and unique features to enhance your experience.

Simplicity and functionality have been at the forefront of our design while developing our range of awnings. With this mindset, we have aimed to improve all basic features that are often overlooked.

Most of our awnings share the same functional features, with the main difference between models being their size, shape, or front-panel configuration, all very important aspects when deciding which awning is right for you.

TELTEX FABRIC

Fully breathable, reducing the chance for condensation to occur, whereas most touring awnings use non-breathable polyester.

Telta's exclusive Teltex fabric has been developed in response to historic feedback from customers. Teltex is lighter weight than traditional breathable materials and creates a breathable awning that we believe is both convenient and suitable for touring use, where other breathable awnings may be too heavy.

Utilising waterproof thread that swells when it gets wet. Telta awnings that utilise our Teltex material require no need for unsightly taping that peels off over time leading to water leaks.

Teltex also offers improved durability, colour fastness, and is extensively wind and water tested.

WINDOWS AND CURTAINS

High-quality windows with a light tint for privacy make it easy to see out, but more difficult to see in. Designed to withstand a wide range of temperatures, from snow to blistering heat.

Curtains are often the most criticised component in an awning. Telta curtains are made from premium fabric to enhance the interior; they have a superior feel and hang with a look of quality. We invite you to feel the difference.

On Telta awnings the curtain track is attached to the side panels, not the wall. This allows the side panels to be lowered completely with the curtains.



IMPROVED HEADROOM

Telta awnings are designed to be as vertical as possible on the front wall. This substantially improves headroom in the awning whilst also creating a feeling of openness.

Taller and wider side panels allow for easy access to Telta awnings without the need to crouch, whilst also offering taller and wider annexe options that vastly expand the usable space.

Telta side panels are 187cm high and 200cm wide.

All panels, front and side, can be zipped out, with some further front panel features unique to each of the awning designs.

Mesh ventilation panels can be found behind both side doors.

ONE-POINT INFLATION

Telta's inflation system is the best in the market due to its one-point inflation, isolating valves, and use of premium materials that allow the inflatable frame to be stronger and more reliable than competing awnings.

Telta awnings are inflated from a single point of inflation with a recommended pressure of 9psi, whilst being tested to 25psi. Even in the hottest weather, it will never be necessary to reduce the awnings pressure.

Each of the inflatable tubes is linked together through isolation valves that provide the benefits of both being able to inflate the entire awning from just one external inflation valve, whilst also being able to stop the airflow between tubes in the unlikely event that a tube becomes damaged.

Deflation valves at the base of the legs allow for the tubes to quickly be deflated in a controlled manner, so there is no need to deflate each of the air tubes individually.

Traditionally, inflatable TPU tubes have been protected by either a PE or mixed polyester/PE protective sleeve. Telta awnings utilise a nylon protective sleeve. Nylon tube sleeves are stronger, can stretch when under extreme pressure, and are more reliable, whilst reducing weight and pack size.



ADJUSTABLE HEIGHT


Suitable for connection to caravans and motorhomes between the heights of 235 - 280 cm, complete with dual keder (piping) to connect to both awning rails and cassette awnings.

Zippered fastenings can be adjusted externally on the side walls of the awnings to adjust the height ranges by 15cm at a time.

Zips closed = 235 - 250 cm

One zip open = 250 - 265 cm

Two zip open = 265 - 280 cm



A double-pitched roof helps with water run-off whilst also ensuring that there is plenty of room for the vehicle door to be opened into the awning without catching on the roof.



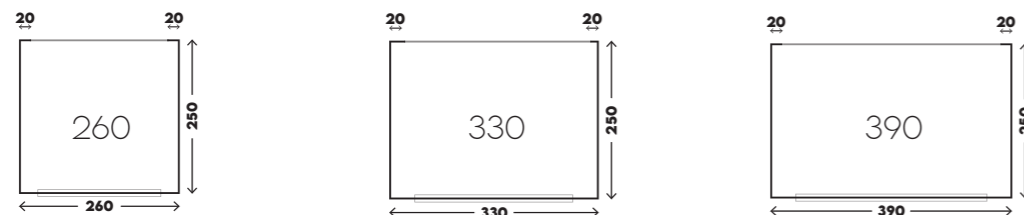


PURE Fits Caravans and Motorhomes

The standout feature of the Telta Pure range is the convenient and functional front panel that can be rolled into the centre, rolled up to the roof, or completely removed. The front wall is also substantially more vertical than comparative awnings, providing vastly more useable space and the improved headroom improves the feeling of openness within the Telta's Pure awnings.

Rolling up the front panel allows the awning to swiftly be converted into a sun canopy, without the tedium of having to remove and store the panel before needing to then re-connect that same panel later in the day.

Telta's frame system is so strong that it negates the need for a centre tube on the 260 model, giving more usable interior space and lowering the overall weight of the awning.



Code	Model	Connect. Height (cm)	Pack Size (L x W x H cm)	Net Weight (kg)	Min. Weight* (kg)
AW0001	Pure 260	235-280	99 x 39 x 39	23.6	11.3
AW0002	Pure 330	235-280	99 x 56 x 33	27.5	13.18
AW0003	Pure 390	235-280	99 x 56 x 35	28.7	14.29

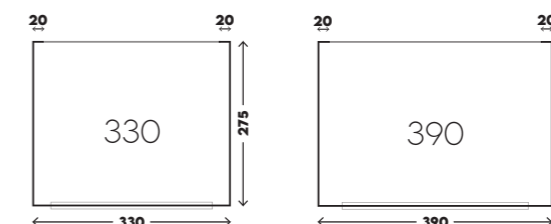
LIFE Fits Caravans and Motorhomes

As with all Telta awnings, the Telta Life is taller in the front corners than other awnings, creating a feeling of space and allowing much easier access.

The Telta Life has a unique, flexible front panel that is split in two. This enables the panel to be completely removed or either side can be detached.

A canopy protects the front of the awning with extra ventilation at the peak.

The lightly tinted windows match those on caravans and allow a great view out whilst retaining a higher level of privacy from outside.



Code	Model	Connect. Height (cm)	Pack Size (L x W x H cm)	Net Weight (kg)	Min. Weight* (kg)
AW0004	Life 330	235-280	99 x 56 x 33	30.1	14.29
AW0005	Life 390	235-280	99 x 56 x 35	32.1	15.38

TELTEX FABRIC

Fully breathable, reducing the chance for condensation to occur, whereas most touring awnings available use non-breathable polyester.



ONE-POINT INFLATION

Nylon tube sleeves are stronger, can stretch when under extreme pressure, and are more reliable. whilst reducing weight and pack size.



ADJUSTABLE HEIGHT

Suitable for connection to caravans and motorhomes between heights of 235-280cm. Zipped fastenings can be adjusted on the side wall.



WINDOWS AND CURTAINS

High-quality windows with an added tint of privacy. Curtains utilise a premium fabric that enhances the interior of the awning.



REMOVEABLE PANELS

All panels can be zipped out, reducing the weight for setup. Taller and wider panels allow for improved headroom when entering or exiting.



OPTIONAL EQUIPMENT

A range of optional equipment is available to further tailor the awning to your needs.

Page 10 and 11.



* The lowest possible weight of the awning with all panels removed.



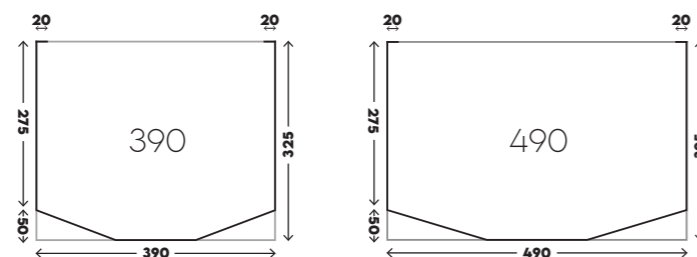
SOUL Fits Caravans and Motorhomes

The Telta Soul is the ultimate awning, offering strikingly good looks and functional design.

The lightly tinted panoramic windows offer a great view out and each of the front panels can be removed, lowered, or rolled back, and as with all Telta awnings, the vertical front panels offer improved headroom and useable space within the awning.

A front canopy adds to the style whilst protecting the front from inclement weather and despite its size, the Telta Soul is quick and easy to set up and take down.

The 390 and 490 sizes are designed to fit onto 400cm and 500cm cassettes, if you are mounting them onto a motorhome.



Code	Model	Connect. Height (cm)	Pack Size (L x W x H cm)	Net Weight (kg)	Min. Weight* (kg)
AW0006	Soul 390	235-280	99 x 56 x 37	35	19.8
AW0007	Soul 490	235-280	99 x 56 x 39	39.1	21.28

TELTEX FABRIC**

Fully breathable, reducing the chance for condensation to occur, whereas most touring awnings available use non-breathable polyester.



ONE POINT INFLATION

Nylon tube sleeves are stronger, can stretch when under extreme pressure, and are more reliable, whilst reducing weight and pack size.



ADJUSTABLE HEIGHT**

Suitable for connection to caravans and motorhomes between heights of 235-280cm. Zipped fastenings can be adjusted on the side wall.



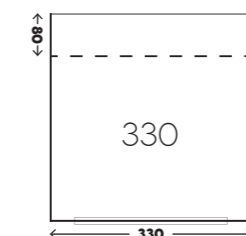
PURE DRIVE-AWAY Fits Motorhomes

The standout feature of the Telta Pure range is the convenient and functional front panel that can be rolled into the centre, rolled up to the roof, or completely removed. The front wall is also substantially more vertical than comparative awnings, providing vastly more useable space and the improved headroom improves the feeling of openness within the Telta's Pure awnings.

Rolling up the front panel allows the awning to swiftly be converted into a sun canopy, without the tedium of having to remove and store the panel before needing to then re-connect that same panel later in the day.

The drive-away edition of the Pure features a rear tunnel with plenty of adjustment available for fitment to motorhomes between the heights of 220 - 300 cm. A dividing wall separates the tunnel from the rest of the awning, allowing the awning to remain free-standing when disconnected from the vehicle allowing for the vehicle to be driven away from the awning without needing to take the awning down - great for helping you keep your pitch!

A lighter weight, but the extremely strong, rip-stop polyester fabric is used to bring down the awning pack size and weight, which is very important for your motorhome payload and storage.



Code	Model	Connect. Height (cm)	Pack Size (L x W x H cm)	Net Weight (kg)	Min. Weight* (kg)
AW0008	Pure 330 Drive-Away	220-300	99 x 39 x 39	29.5	16.64

WINDOWS AND CURTAINS

High-quality windows with an added tint of privacy. Curtains utilise a premium fabric that enhances the interior of the awning.



REMOVEABLE PANELS

All panels can be zipped out, reducing the weight for setup. Taller and wider panels allow for improved headroom when entering or exiting.



OPTIONAL EQUIPMENT

A range of optional equipment is available to further tailor the awning to your needs.

Page 10 and 11.



* The lowest possible weight of the awning with all panels removed.
** Not on Pure Drive-Away.



SKY Fits Caravans

The perfect sun canopy to protect you on sunny days.

The Telta Sky utilises a lighter-weight polyester to reduce the pack size and reduce weight.

Optional zip-in side and front panels are available to offer further protection from the elements, a unique feature of the Telta Sky.



Code	Model	Connect. Height (cm)	Pack Size (L x W x H cm)	Net Weight (kg)
AW0009	Sky 400	235-250	82 x 29 x 27	7.68
AE0003	Front Panel	-	67 x 31 x 29	2.7
AE0004	Side Panel Set	-	67 x 37 x 37	3.44

WHAT'S INCLUDED?

	Pure	Life	Soul	Pure Drive-Away	Sky
Compression Carry Bag	x	x	x	x	x
Premium Curtains	x	x	x	x	
Draught Skirt	x	x	x		x
Peg Pack	x	x	x	x	x
Storm Straps	Optional	Optional	Optional	Optional	x
High-Volume Pump	x	x	x	x	x
Instruction Manual	x	x	x	x	x

COMPRESSION CARRY BAG

Telta awnings come complete with an oversized compression carry bag, making it easier to pack away quickly and compress the awning down to a smaller pack size.

PREMIUM CURTAINS

Telta curtains utilise premium fabrics that have a soft feel and enhance the interior of the awning.

There is one curtain for each window.

Front panel curtains can be identified by the white toggles in the bottom corners.

DRAUGHT SKIRT

A draught skirt for caravans is included with all Telta awnings that are designed to fit caravans.

The draught skirt is designed to prevent airflow from coming into the awning from underneath the caravan.

PEG PACK

An array of pegs come supplied with Telta awnings, including storm pegs, general pegs, and groundsheet pegs, where appropriate.

For different ground types, other pegs may be required.

STORM STRAPS

The Telta Sky awning comes with storm straps as standard.

Storm straps offer improved stability in strong winds.

HIGH-VOLUME PUMP

A high-volume Telta Puff pump is included with all Telta awnings.

Telta awnings should be inflated to 9psi.

To read the pressure gauge, press down gently and continuously on the pump.

TELTA GUARANTEE

Telta awnings are designed to be as reliable as possible. They are produced using the finest materials and are made with care and attention.

We are very proud of the quality and reliability of our awnings, as such all Telta awnings come with a 3-year warranty on the inflatable frame and a 2-year warranty on the rest of the awning.

We endeavour to resolve any warranty claims as quickly as possible and to offer you the best service.

Please visit our website, www.mytelta.com, for the most up-to-date copy of our warranty terms including exclusions.

OPTIONAL AWNING EQUIPMENT



EXTRA LARGE ANNEXE

The extra large annexe takes great advantage of the extra width and height that the Telta side panels provide, allowing you to walk into the annexe without needing to lower your head.

A versatile mesh panel and secondary door are featured at the end of the annexe.

The inner tent, dividing panel and curtains are all included.

Suitable for use with all Telta awnings, excluding the Sky.*

Code	Model	Dimensions (H x W x D cm)	Pack Size (L x W x H cm)	Net Weight (kg)
AE0001	Extra Large Annex	187 x 210 x 215	89 x 31 x 29	14.92

*Please note, the annexe fits the Pure Drive-Away, however whilst the colours are similar, the materials are different.

INFLATABLE WINDBREAK

Two panels – 3m in total length.
The panels can be fully adjusted from 90° – 180° against each other.
Zips on both ends allow for multiple windbreaks to be connected.
Made from PVC, our windbreak is durable and easy to clean.
Colour matches the Telta awning range.



Code	Model	Pack Size (L x W x H cm)	Net Weight (kg)
AE0002	Extra Large Annexe	82 x 29 x 27	7.68

REAR UPRIGHT POLE SET

Rear upright poles help create a seal between the side foam pads and the vehicle.

Adjustable in height to fit vehicles between 235-280cm in height with a premium aluminium finish to prevent corrosion.
For use with motorhomes, a suction pad topper can be fixed to the pole set which allows the pole to rest securely beneath a cassette awning.

Code	Model
AE0014	Rear Upright Pole Set

STORM STRAPS

A pair of robust straps offering improved stability in strong winds.
Supplied with heavy-duty metal storm pegs.

Fit all Telta awnings, excluding the Sky which comes with storm straps included.

Code	Model
AE0015	Storm Straps



VERANDA / HANGING POLE

Awning	Max. Veranda Poles	Max. Hanging Poles
Pure	1	2
Life	2	2
Soul	3	2
Sky	-	-

In warm weather, Telta's veranda pole allows you to drop the front panel to create an open window.
For bad weather, the bar is supplied with connectors to convert the pole into a hanging pole that goes from the back to the front of the awning on either side. Great for allowing you to dry wet jackets.

Code	Model
AE0013	Veranda / Hanging Pole

BREATHABLE CARPET

Manufactured from PVC, Telta's carpet is breathable, easy to clean, soft underfoot and easy to fold.
The carpet is colour reversible.

Awning	Carpet Code
Pure 260	AE0016
Pure 330	AE0017
Pure 390	AE0018
Life 330	AE0019
Life 390	AE0020
Soul 390	AE0021
Soul 490	AE0022
Annexe	AE0023



ROOF LINING

For even better condensation control, cotton roof linings are available, helping regulate temperatures within the awning.

Awning	Roof Lining Code
Pure 260	AE0005
Pure 330	AE0006
Pure 390	AE0007
Life 330	AE0008
Life 390	AE0009
Soul 390	AE0010
Soul 490	AE0011
Pure 330 Drive-Away	AE0012





email: info@mytelta.com
web: www.mytelta.com

Please note:
Telta awnings are continuously undergoing development. Improvements to the product may be made at any time, as such products and their specifications may slightly differ from the photos shown in the brochure.

Please visit our website for the most up-to-date information available.